



Kansas Assessment Program

Test Coordinator Training

December 17, 2024

Welcome KAP Test Coordinators!



Trainers for today's webinar:

ATS

Susan Martin

Lisa Braun

Katherine Kocen

Mitch Montague

ATLAS

Aletra Johnson

KSDE

Julie Ewing

Lee Jones (ACT)

Cary Rogers (DLM)

Emily Scott (ESOL)

Chelsea Pelfrey

Agenda Topics



- KAP Updates
- Kite[®] Technology updates
- Dynamic Learning Maps[®] (DLM[®]) updates
- ACT information
- KELPA
 - Training

2024-25 Test Coordinator Training Webinars



All webinars are conducted online via Zoom. A link to the webinar recordings, a PDF of the slide deck, and any additional resources can be found on the KAP website's [DTC Training page](#).

2024-25 Webinar Dates

~~August 20, 2024~~

January 21, 2025

~~September 17, 2024~~

February 18, 2025

~~October 15, 2024~~

March 11, 2025

~~November 19, 2024~~

April 15, 2025

December 17, 2024

May 20, 2025

KAP Updates



Kansas Assessment Program




Security and Ethics Training



- All local training MUST be completed by the beginning of the testing window.
 - Keep documentation of training and staff signatures.
- Provide a refresher in the Spring if training prior to Winter break.

December Timeline



December	
2	Fall cPass testing window opens. Closes December 20.
17	DTC/BTC Virtual Training Webinar @ 1:00 pm.
20	Last day to complete fall DLM for ELA and mathematics. Instruction and Assessment. Planner closed until February 3, 2025.
20	Fall cPass testing window closes.

Personal Needs Profile Must be Complete



- Student's PNP must be completed before state assessment testing begins.
- Once testing begins, the PNP **may not** be changed/edited.
- If accommodations have not been added before testing, the student will test without the accommodations.

TTS



- [TTS Factsheet](#) was updated 11/5
- [TTS FAQ](#) – NEW!!!
- [TTS Passages and Graphics applications](#) due by Jan. 31 st
 - Sent in one pdf to TTSpassages@ksde.org
 - Must be emailed by DTC
 - Please check the flow chart and review checklists for completeness prior to submitting as resubmissions are not allowed

TTS in the PNP



6-8th and 10 Grades

Summary **Accommodations** Designated Supports Universal Fe

Embedded
(Included in the Kite Student Portal)

Tool Name: American Sign Language (ASL) Status: Off

Keyword Translation Off

Single Switch Off

Text to Speech On

Questions & Responses (ELA)
 Passages & Graphics

3rd-5th Grades

Summary Accommodations Designated Supports Universal Fe

Embedded
(Included in the Kite Student Portal)

Tool Name: American Sign Language (ASL) Status: Off

Keyword Translation Off

Single Switch Off

Text to Speech On

Passages & Graphics

Special Circumstance Codes



- Enter before the end of the testing window
- Reminder- If the student has already taken the assessment, you will not enter a code unless it is parent refusal.
- SC-08 and SC-39 change
 - Form will be available on KSDE Assessment page when finalized

AMOSS Check Your Data



- Check Your Data
 - July 7- July 23, 2025
 - KSDE Authenticated Web Application
 - AMOSS

Questions?

Please use the chat feature in Zoom to ask any relevant questions or clarifications.

Kite Technology Updates



Student Portal Updates



- 2024-25: Kite Student Portal version 11.0
- New Quit Passwords
 - Device-Specific
 - May Change During Year
 - Contact the Kite Service Desk
- Accessible Windows Client
 - Not posted – Contact the Kite Service Desk

Window Support for Next Year



- Microsoft is discontinuing support for Windows 10 in October of 2025
 - Computers manufactured 2016 and later should be able to update to Windows 11
- For security reasons we plan to no longer support Windows 10 for the 2025-2026 school year.
- Kite Student Portal will only support Windows 11 and above
- Please contact the Kite Service Desk with any questions or concerns

Chrome OS Native Client




- The Google discontinuation of Native Client support after ChromeOS 138 will not impact Kite Student Portal as it does not use Native Client.

PNP Upload – Updates coming soon!



- PNP upload is being updated to match the manual process
- Will be available only as an Excel sheet
- Each PNP option will have a drop down with only the available option for the assessment
- To edit you will need to unprotect the sheet
 - Select Review > Unprotect Sheet

	P	C
t	Text to Speech	ASL Inter
	Passages & Graphics	s
	Passages & Graphics	
	Questions & Responses (ela)	



Updates to Interim Reports - Spring



- Results not available until the second week of the test window
- Spring Interim Family Report
 - Final pages includes all items on the Interim
 - How the student answered (correct, incorrect, partially correct)
- Interim Question Report will be available for the Spring Interim
 - How students performed on each item on the Interim
 - Correct, Incorrect, Partially Correct
 - Interim > View Results > Interim Report > Interim Question Report

Student: XXXXXXXX
Grade: 8
Subject: English Language Arts

School: XXXXXXXX
District: XXXXXXXX
Spring 2025

This chart shows how your student performed on each question. The Credit Earned column provides a symbol indicating whether the student received full, partial, or no credit for the question or that the question was not answered.

Your Student's Results

Key: ⊗ No Credit Earned ● Partial Credit Earned ● Full Credit Earned ○ Question Unanswered

	QUESTION DESCRIPTION	CREDIT
1	Identify textual evidence that supports an inference drawn from the text.	●
2	Identify phrases that help a reader understand the meaning of a particular word in context.	●
3	Determine the effect of one character's perspective on another's.	●
4	Use sentence-level context to determine the meaning of a word.	●
5	Analyze the impact word choice on the reader's understanding of a character.	●
6	Determine the theme of a literary text.	●
7	Correct shifts in verb voice and mood.	●
8	Select precise language to accurately explain a topic.	●
9	Identify connections among and distinctions between individuals discussed in an informational text.	●
10	Determine the best heading to aid comprehension of a paragraph.	●
11	Clarify the precise meaning of a word in context by referencing a dictionary entry.	●
12	Determine the meaning of a word as it is used in an informational text.	●
13	Convert a sentence from active to passive voice.	●
14	Determine an author's perspective in an informational text.	●
15	Evaluate whether or not ideas are supported by relevant and sufficient evidence in a text.	●
16	Choose multimedia to include in an informational text and evaluate the benefit it provides.	●
17	Cite textual evidence to support an inference drawn from an informational text.	●
18	Describe how a text distinguishes between the examples it provides to inform about a topic.	●
19	Explain the value provided by multimedia in an informational text.	●
20	Identify the methods used in a text to compare and contrast its subjects.	●
21	Explain the value provided by multimedia in an informational text.	●
22	Use sentence-level context to determine the meaning of a word.	●
23	Identify the location of information supporting an author's claim.	●
24	Identify a central idea in an informational text.	●
25	Identify textual evidence that supports an inference drawn from the text.	●
26	Analyze how incidents in a story propel the action.	●
27	Analyze how incidents in a story reveal aspects of a character.	⊗
28	Analyze the humorous effect of a character having a different perspective than the reader.	●

Additional Resources
For information about the Kansas Standards, visit ksde.org.
To learn about the Kansas Assessment Program, visit ksassessments.org.

© 2024 The University of Kansas

Interim - Interactive Reports



- Adding the N-value to the Area Performance and Item Performance tabs
- N-value identifies the number of students who started the assessment in each group
 - Roster, School, District, State
- This will be available on the Fall Interim data in early January

Item Performance Results

The percentage of students who answered the question and earned full or partial credit

Note that the overall score includes both items aligned to the clusters listed below as well as items that are aligned to other clusters.

"N = X" identifies the number of students who started the assessment.

Question	Grouping	Test Cycle	ELA Roster N = 36 (Fall)	Cottonwood School N = 46 (Fall)	Sunflower N = 56 (Fall)	QA Kansas QC N = 56 (Fall)
Q1 Identify a theme of a literary text.	Reading Literature: Key Ideas & Details	Fall	63%	63%	52%	52%
Q2 Identify the effect of the speaker's perspective on the reader of a poem.	Reading: Craft & Structure	Fall	41%	41%	36%	36%

Instructional Mini Tests Available



Grades	ELA	Math	Science
Grade 3	40	23	17
Grade 4	34	19	14
Grade 5	49	21	14
Grade 6	48	17	n/a
Grade 7	54	13	n/a
Grade 8	45	7	n/a
Grade 10	42	15	n/a
Grade band 6 - 8	n/a	n/a	23
Grade band 9 -12	n/a	n/a	19

Parent Portal



- Districts control access
- Upload Parent email and SSID to create the parent student connection in EP
 - Settings > Parents > Upload Parent tab or Add Parent tab
 - [KAP Test Coordinator Manual - Appendix G](#)
- Reports available for all Kite assessments

Announcements – KAP Website & EP



Families



Educators & Test Administrators



Technology Coordinators



Relevant Resources

- Assessments Overview Calendar (pdf)
- Available ELA Instructional Mini Tests by Grade (pdf)
- Available Math Instructional Mini Tests by Grade (pdf)
- Available Science Instructional Mini Tests by Grade (pdf)
- KAP Instructional Mini Test Guide (pdf)
- KAP Interim Test Administrator Manual (pdf)
- Kite Practice Test Guide (pdf)

Announcements

Additional Grade 6-8 Science Instructional Mini Tests Available

November 12, 2024

In the grade band 6-8 there are 8 additional Science Instructional Mini Tests that have been added to Kite Educator Portal. These Science Mini Tests are in the following...

[Read more](#)

Science Instructional Mini Tests Available - Two grade bands

November 6, 2024

In the grade band 6-8 there are now 14 Science Instructional Mini Tests are available in Kite Educator Portal.

An additional 10 high school level Science Mini Tests...

[Read more](#)



SETTINGS ▾ MANAGE TESTS ▾ INTERIM ▾ REPORTS ▾ DASHBOARD SURVEYS HELP

ANNOUNCEMENTS

Additional Grade 6-8 Science Instructional Mini Tests Available	Read More	11/12/2024 ▲
Braille Grade 7 Math Interactive Reporting Error	Read More	11/07/2024
Manuals Updated with KAP Report Information	Read More	11/06/2024 ▼

Kite Service Desk Contact Info



Contact Methods



kap-support@ku.edu



855-277-9752



Live Chat in Educator Portal



Hours of Operation

7:00 AM – 5:00 PM CT Monday – Friday

Upcoming Holiday Closures

- Closed December 25 – January 1

Questions?

Please use the chat feature in Zoom to ask any relevant questions or clarifications.

DLM Updates



DYNAMIC[®]
LEARNING MAPS

DLM Dates



DLM Dates	Date Open	Date Closed
Required Training	August 6, 2024	April 25, 2025
Fall Test Window	September 9, 2024	December 20, 2024
Spring Test Window	February 3, 2025	April 25, 2025

DLM Monitoring



- Dashboard
 - Testing Outside Hours
 - Test reset – testlet left open and reset by DLM at 11:05 pm (currently 65 this year)
 - Exit do not save – testlet opened outside school hours and closed – usually for teacher to preview testlet – This is addressed in the DLM test administrator training and is not an allowed practice.
 - Short Duration Testing – we currently have 387 short duration testlets during the fall test window
- *Reports – Data Extracts – Test Administration and Monitoring*
 - DLM Instructionally Embedded Monitoring – Monitor this extract to ensure blueprint requirements are met for both ELA and Math
 - TIP Access – only 29% of testlets taken during the fall test window had the Testlet Information Page accessed prior to testing – this is a requirement

Data Extract – DLM Instructionally Embedded Monitoring



State	District	School ID	School Name	Grade	Student Last Name	Student First Name	Student State ID	Window	ELA Educator Last Name	Blueprint Requirement ELA % Met	Total Number of ELA Testlets Taken	ELA Blueprint Requirement 1	ELA Blueprint Requirement 2	ELA Blueprint Requirement 3	ELA Blueprint Requirement 4	Math Educator Last Name	Blueprint Requirement Math % Met	Total Number of Math Testlets Taken	Math Blueprint Requirement 1	Math Blueprint Requirement 2	Math Blueprint Requirement 3	Math Blueprint Requirement 4	Science Educator Last Name	Science Testlets Completed
Kansas				6				Fall Window		50	4	Met	Not Met	Not Met	Met		25	3	Not Met	Not Met	Not Met	Met	NA	NA
Kansas				8				Fall Window		100	7	Met	Met	Met	Met		100	7	Met	Met	Met	Met		0
Kansas				8				Fall Window		100	7	Met	Met	Met	Met		100	7	Met	Met	Met	Met		0

DLM Webinars



Content is subject to change at any time due to current events

- August 22 [What do I need to do to get ready for the fall test window?](#) (Vimeo) / [Slides](#) (PDF)
- September 4 [How do I write instructional plans?](#) (Vimeo) / [Slides](#) (PDF)
- October 10 [DLM resources – How do I prepare my students for the DLM?](#) (Vimeo)/ [Slides](#) (PDF)
- November 14 [Instructionally Embedded Assessments to Guide Classroom Instruction \(provided by DLM staff\)](#)
- December 5 [DLM fall test window wrap-up What needs to be finished by Dec 20th?](#) [Slides](#) (PDF)
- February 6 DLM spring window [Webinar Registration](#)
- April 10 DLM wrap-up What needs to be finished by April 25th? [Webinar Registration](#)

[Join Zoom Meeting](#)

Meeting ID: 897 7927 3623

Passcode: 947213

One tap mobile: +13462487799

[Register for entire 2024-25 Webinar Series](#)

WIDA Alternate Access



WIDA ALTERNATE ACCESS 2024-2025			
Testing Specifics		Start Date	End Date
Pre-Testing	SEA Provides Site Changes to DRC	Tue 11/26/24	Tue 11/26/24
	Test Materials Ordering via WIDA AMS – LEAs	Fri 12/13/24	Tue 12/31/24
	LEAs Load Pre-ID/Student Import File into WIDA AMS	Fri 12/13/24	Tue 12/31/24
	Districts Receive Test Materials	Wed 1/29/25	Thu 1/30/25
During Testing	Test Window	Mon 2/3/25	Fri 3/14/25
	Additional Test Material Ordering Window in WIDA AMS	Wed 1/29/25	Fri 3/7/25
Post-Testing	Deadline for Shipping Completed Test Materials to DRC - <i>Postmark date</i>	Wed 3/26/25	Wed 3/26/25
	Pre-Reporting Data Validation – LEAs in WIDA AMS	Mon 4/28/25	Fri 5/2/25
	Alternate ACCESS Data Available to SEA - Posted in WIDA AMS	Tue 5/20/25	Tue 5/20/25
	Districts Receive Reports and Data - Posted in WIDA AMS	Tue 5/20/25	Tue 5/20/25
	Printed Reports Received in Districts	Tue 6/10/25	Wed 6/11/25



Questions?

Please use the chat feature in Zoom to ask any relevant questions or clarifications.

ACT Information



ACT[®]

PreACT 8/9



- Scoring is nearing completion.
- As scoring is completed, results are posted in Success.
- Reports that are mailed to schools are sent approximately two weeks after answer documents are scored.
- If you have questions about reports, contact the PreACT 8/9 help line. 877-789-2925.

WorkKeys



- Fall scoring is nearing completion
 - All reports will be mailed and/or posted not later than January 31, 2025
 - Refer to the Online Reports Portal User Guide to access reports through Validus.
- Spring testing
 - If you are testing on paper, submit the SDU to enroll your students before January 17.
 - For online testing, enroll students through Validus, set up testing sessions and test January 29-April 21.
- We have seen a slight increase in the number of students participating in WorkKeys, but still only about half of the eligible students are participating. So approximately 15,000 Kansas students are missing out on the benefits the WorkKeys results provide each year.

ACT



- Remember the final deadline for submitting Test Accessibility and Accommodations System (TAA) requests is January 10..
- Submit the SDU to enroll students before January 17. The SDU creates an order for paper testing if that is what you selected.
- Create and assign students to test sessions for online testing for Test Window 1 beginning January 17.
- Verify enrollment at least two weeks before the materials receipt date you chose.

Questions?

Please use the chat feature in Zoom to ask any relevant questions or clarifications.

Session Wrap Up



A PDF of the slides and a recording of this webinar will be posted on [DTC Virtual Training page](#) each Friday following the webinar.

Next Webinar:
January 21



For those of you that do not administer KELPA in your district, have a fabulous holiday break!!

Contact Information

- **Kite Service Desk**

☎ (855) 277-9752

✉ kap-support@ku.edu

- **DLM Service Desk**

☎ (855) 277-9751

✉ dlm-support@ku.edu

- **KAP Assessments**

Chelsea Pelfrey

☎ (785) 296-0040

✉ cpelfrey@ksde.org

- **DLM**

Cary Rogers

☎ (785) 296-0916

✉ crogers@ksde.org

- **ACT**

Lee Jones

☎ (785) 250-3760

✉ ljones@ksde.org



KELPA Updates



KELPA

Kansas English Language Proficiency Assessment

KELPA Monitoring



- Requesting volunteers for KELPA Monitoring
- Email Chelsea Pelfrey to volunteer.
- Contact will be made before the testing window opens to confirm that a visit will be happening.
 - Remember that districts will not be told the specific date that the visit will happen.

Learning Intentions



- We are learning to navigate the Kite Educator Portal (**EP**) so that we can be better prepared to complete the human scoring of speaking and writing KELPA items.
- Success Criteria
 - I can locate necessary rater materials in the Kite Educator Portal.
 - I can understand scoring guidance and expectations.
 - I can know where to get additional information if more questions arise.

What is KELPA?



- The Kansas English Language Proficiency Assessment (KELPA) measures the English language proficiency of English learners (EL) and evaluates student progress toward such proficiency based on Kansas English Proficiency standards adopted in 2018.
- Students are assessed across four domains: reading, writing, listening, and speaking.
- All students who are identified as ELs must take KELPA, whether they are receiving English for Speakers of Other Languages (ESOL) services or not.
- The assessment is delivered through the Kite Student Portal, except for a small number of paper-based writing items given only to kindergarten and first grade students.

Testing Window



Assessment	Domains	Grades	Estimated time to complete	Testing Window	Scoring	Who takes it?
KELPA	Four domains: <ul style="list-style-type: none">- Speaking*- Writing*- Listening- Reading	K-12	Varies	2/3/25 To 3/14/25	Human scoring completed by 4/7/25	No exemption. Required for all identified EL students

*Human Scored

Why do I need this training?



- You will be scoring the speaking and writing sections of the KELPA.
- You are a Building or District Test Coordinator and will be responsible for training your staff who will be scoring test items.

KELPA Admin



2025 KELPA Overview



- Test Design
 - Aligns with the 2018 Kansas EL standards
 - Fixed form, 4 test sessions (domain specific)
 - Tested Domains: Reading, Writing, Listening, Speaking
 - When administering the assessment, you may give the domains in any order.
 - Grade Band Tests: K, 1, 2-3, 4-5, 6-8, 9-12

KELPA Testing & Scoring Windows



- Testing Window
February 3– March 14, 2025
- Scoring Window
February 3– April 7, 2025

Tested Students



- Students on monitored and transitional status do not take the KELPA.
- Rostered Prior Year Proficient Table
 - Provides a list of students that are currently enrolled in KELPA (via KIDS TEST record) that have received an Overall Level 3 (Proficient) Score last year.
 - Located: **Settings > Rosters > Rostered Prior Proficient**

KELPA Administration/Scoring



- Each district has the flexibility to determine when you will **administer** the KELPA assessment during the statewide window.
- A **licensed educator** who is employed by the school district should administer the assessment.
- A **para**, under the direction of a licensed educator, may **proctor** the KELPA assessment if they have gone through the required Test Security and Ethics training.
- Each district has the flexibility to determine how you will **score** the assessment items in writing and speaking. However, **all items must be scored by a licensed educator** who is employed by the school district.

KELPA Testing Time



- Each test session takes approximately 45-60 minutes
 - Estimated time based on number of test items indicates less time is needed, but to be safe, allocate 45-60 minutes

KELPA Domain – Assessments and Item Count



Grade Band	Number of Items Computer Scored			Number of Items Educator Scored	
	Listening	Reading	Writing	Writing	Speaking
K	23	19	6*	4	10
1	25	25	9*	4	10
2–3	25	24	15	4	10
4–5	25	22	13	4	10
6–8	25	21	15	3	10
9–12	24	23	14	3	10

* Student *written* response – use test booklet found in the Test Admin. and Scoring Directions

Special Circumstance (SC) Codes



- Students that should take the KELPA but do not take the KELPA **must** have an SC Code entered.
- Detailed information about SC Codes is available in the KELPA Test Coordinator Manual.
- **SC-11:** KELPA students that cannot test in one specific domain due to a disability; must be approved by KSDE.

KELPA Scoring



Who has access to score?



- Educator Portal users with the role of:
 - District Test Coordinator (DTC)
 - District User (DU)
 - Building Test Coordinator (BTU)
 - Building User (BU)
 - Teacher

Where do I go?



- Kite Educator Portal (EP) – Used by educators to manage data, monitor test completion, and access reports.
 - Scoring is accessed through the EP - Used by educators and scoring professionals to score human-scored items such as open-ended or audio-capture items.
 - Scoring Materials are found under the **Help** tab

Scoring Menu




Kite Educator Portal Logged in as Kite User [Sign Out](#)


Role: District Test Coordinator **Organization:** Sunflower **Assessment Program:** KELPA

SETTINGS ▾ MANAGE TESTS ▾ SCORING ▾ REPORTS ▾ DASHBOARD SURVEYS HELP

SCORING PORTAL
SCORING PORTAL (SECOND RATER)
MANAGE SCORING
MY SCORING
KELPA SCREENER



My Profile



Quick Links

- Students
- Rosters
- Monitor Session
- Extracts

Scoring Materials



- Videos, manuals and other materials located on the [Kansas Assessment Program](#) (KAP) website are not considered “secure” test materials and can be accessed at any time.
- The KELPA Test Administration and Scoring materials can be found under the HELP tab inside the Kite Educator Portal.
- These **secure materials are posted prior** to the start of KELPA testing and can be accessed by district level users, building level users, and teachers who are tied to KELPA.
- The Test Administration and Scoring materials **MUST BE KEPT SECURE AT ALL TIMES** and shredded at the end of the scoring window.

Help Tab



🏠 SETTINGS ▾ MANAGE TESTS ▾ SCORING ▾ RESOURCES ▾ REPORTS ▾ DASHBOARD TOOLS ▾ SURVEYS **HELP**

Welcome to the help content screen. This screen can be used to find answers to frequently asked questions. Choose a topic below.

- [? KELPA Rater Training Materials](#)
KELPA Rater Training Materials for Speaking & Writing.
- [? KELPA Test Administration and Scoring Documents](#)
KELPA Test Administration and Scoring Documents for Speaking & Writing.
- [? KELPA Screener Test Administration and Scoring Directions](#)
KELPA Screener Test Administration and Scoring Directions for Session 3
- [? Rubrics for KELPA and KELPA Screener](#)
Scoring rubrics for KELPA and KELPA Screener.
- [? Materials for KELPA Screener](#)
Materials needed for KELPA Screener
- [? KELPA Screener Check List](#)
KELPA Screener Checklist for Pre-Administration, Administration, and Post Administration
- [? KELPA Scoring Video](#)
KELPA Scoring Help Video

KAP Website – KELPA Training Tab



The screenshot displays the KAP website interface. At the top, there is a dark blue navigation bar with the KAP logo on the left. To the right of the logo are menu items: Roles, Resources, About, and Kite Status. Further right is a language dropdown menu set to 'English' and a search bar. Below the navigation bar, the main content area is titled 'KELPA Assessments'. A breadcrumb trail shows 'Home / Educators & Test Administrators / KELPA Assessments'. There are three tabs: 'Test Administration', 'Scoring and Reporting', and 'Training', with 'Training' being the active tab. Under the 'Training' tab, the section is titled 'KELPA Assessments Resources'. A note states: 'Resources marked with a star symbol ★ are unique to the KELPA Assessment.' Below this, there is a dropdown menu for 'Accommodations' and a link for 'Manuals & Guides'. A list of resources follows, each with a PDF icon and a 'New' badge where applicable:

- [KAP PNP Planning Tool \(pdf\)](#) [PDF icon]
- [KELPA Screener Manual \(pdf\)](#) [PDF icon] ★
- [KELPA Summative Test Administrator Manual \(pdf\)](#) [PDF icon] ★ **New**
- [KELPA Test Coordinator Manual \(pdf\)](#) [PDF icon] ★ **New**
- [Kite Accessibility Manual \(pdf\)](#) [PDF icon] **New**
- [Kite Practice Test Guide \(pdf\)](#) [PDF icon]

KELPA Materials and Resources



Location: [KAP Website](#)

- KELPA Test Coordinator Manual
- KELPA Summative Test Administrator Manual
- Kite Accessibility Manual
- KAP Practice Test Guide
- KELPA Training PowerPoint

Location: Kite Educator Portal **Help** Tab (Secure)

- Rubrics for KELPA & KELPA Screener
 - Test Administration and Scoring Directions
 - Writing (Grade-band specific)
 - Speaking (All Grades in One)
- KELPA Rater Training Materials
 - Writing (Grade-band specific)
 - Speaking (Grade-band specific)

SPEAKING: Simultaneous vs. Deferred Scoring



- Scoring can be done in person as the students are recording (simultaneous) or after students have recorded their responses (deferred).
- If you will be using simultaneous scoring for speaking questions, make sure you have your rubrics and a score-tracking sheet available.
- All students are required to record speaking items regardless of the scoring option chosen.

Second-Rater Scoring



- Simultaneous scoring is not available
- If your school has more than 10 students testing in a grade level/grade band, you may be randomly selected to participate in second-rater scoring.
- Students flagged for second-rater scoring are automatically flagged in Kite and the second-rater scoring option under scoring populates only students with the second-rater flag.

Scoring Portal



Kite Scoring Portal

Assessment Program: Organization: Role:

[Home](#) [Scoring](#)

[Home](#) > [Scoring](#) > [My Scoring](#)

Search by Item, Subject or Rater

Scored	Responded	Student Name ↑	Item Id	Item Name	Position	Domain	Rater
<input type="checkbox"/>	<input checked="" type="checkbox"/>	Goldie, Jeraldine	73765	EL.W.1.11_2019_03	16	Wrtng	1
<input type="checkbox"/>	<input checked="" type="checkbox"/>	Goldie, Jeraldine	74507	EL.W.1.11_2019_11.d	17	Wrtng	1
<input checked="" type="checkbox"/>	<input checked="" type="checkbox"/>	Goldie, Jeraldine	73189	EL.S.SL 3.4_2019_04	4	Spkng	1
<input type="checkbox"/>	<input checked="" type="checkbox"/>	Goldie, Jeraldine	73496	EL.S.SL 2.3_2019_03	5	Spkng	1
<input type="checkbox"/>	<input checked="" type="checkbox"/>	Goldie, Jeraldine	73187	EL.S.SL 3.3_2019_01	6	Spkng	1

Page 1 of 2 1 to 10 of 14

[Start Scoring](#)

Scoring Items



Kite Scoring Portal

Assessment Program: KELPA Organization: Kansas Role: Scorer

Home Scoring

Home > Scoring > My Scoring > Score

Test Session: 2024_ELP Grade 3_Speaking Student: Goldie, Jeraldine Item: EL.S.SL

Rubric

Student Response

0:00 / 0:08

Score* Non-Score Reason

Scoring Method Scoring Modal

Home Scoring

Home > Scoring > My Scoring > Score

Test Session: 2024_ELP Grade 3_Writing Student: Goldie, Jeraldine Item: EL.W.1.11_2019_03 Position: 16 Rater: 1 Save

Rubric

Student Response Question Preview

Score* Non-Score Reason Add Comments

Scoring Method

Scoring Recommendations



- Scoring may begin as soon as the testing window opens. It is not advised to wait until the end to complete all scoring.
- It is **suggested** that the speaking and writing sections be administered earlier in the testing window, then the listening and reading sections. This allows for more time to complete the scoring of items.

Reminder: Kindergarten/1st Grade



- Test Coordinators must print out writing booklets before testing begins.
 - Booklets can be found in the Kite Educator Portal under the Help tab.
 - Before booklets are destroyed at the end of testing, they must be scanned in (to PDF) and submitted in EP via the Survey tab. Scan by grade level.
 - Grade K file and a Grade 1 file.

Additional Training Available



Training Videos are available on the KAP [website](#).

Scoring Calibration Office Hours*

- January 22nd – 3:00 - 4:00 pm

Office Hours

**New this year*

Getting Help



- Kite Help Desk
 - 855-277-9752
 - 7:00 a.m.–5:00 p.m. CT M-F
- kap-support@ku.edu

Contact Information



- Emily Scott
ESOL/Title III Education Program Consultant
Special Education and Title Services Team
(785) 296-4941
escott@ksde.org

Questions?

Please use the chat feature in Zoom to ask any relevant questions or clarifications.

Session Wrap Up



A PDF of the slides and a recording of this webinar will be posted on [DTC Virtual Training page](#) each Friday following the webinar.

Next Webinar:
January 21

Contact Information

- **Kite Service Desk**

☎ (855) 277-9752

✉ kap-support@ku.edu

- **DLM Service Desk**

☎ (855) 277-9751

✉ dlm-support@ku.edu

- **KAP Assessments**

Chelsea Pelfrey

☎ (785) 296-0040

✉ cpelfrey@ksde.org

- **DLM**

Cary Rogers

☎ (785) 296-0916

✉ crogers@ksde.org

- **ACT**

Lee Jones

☎ (785) 250-3760

✉ ljones@ksde.org

