





















## TOOLS AND ACCOMMODATIONS FOR THE KANSAS ASSESSMENT PROGRAM

The Kansas Assessment Program (KAP) has tools available in Kite® Student Portal to help students. Some tools are available to all students while other tools are only available to students who have a need identified in their Individual Education Plans, Section 504 Plans, EL Plan, or statement of student needs. Students can experience using many of these tools in the [Technology and Subject-Oriented Practice Tests](#). For interim and summative assessments, the available tools vary by grade and subject. All tools and accommodations work on all supported devices.













TOOLS AVAILABLE TO ALL STUDENTS AS NEEDED BY SUBJECT		
Icon	Tool	Description
	Calculator – Basic or TI-108*	The basic calculator icon will display either the basic calculator or the TI-108 Emulator. (Math Grades 6-8, 10, Science Grade 5)
	Calculator – TI Graphing*	The graphing calculator allows students to plot graphs, solve equations, and display several lines of calculations on the screen. (Grade 10)
	Calculator – TI Scientific*	The scientific calculator allows students to perform calculations in science and mathematics. (Math Grades 6-8, Science Grades 8-11)
	Eraser	Removes highlighting and striker marks from the screen.
	Guide Line	When selected, follows the student’s pointer and lightly highlights the text of a reading passage line by line. This tool differs for iPads, where the line remains stationary as the student scrolls through the passages.
	Help	Allows students to display help text that explains how to answer the question based on the question type.
	Highlighter	Allows students to select text on the screen and highlight the selected text with a pink background.
	Library	Provides students access to resource sheets for reference if provided to refer to when answering questions.
	Mark for Review Question Unanswered	When selected by test takers, and question is not yet answered, changes the item number indicator at the top of the screen to red with an accompanying flag graphic.
	Mark for Review Question Answered	When selected by test takers, and question is answered, changes the item number indicator at the top of the screen to blue with an accompanying flag graphic.
	Notes	Presents a yellow rectangle on the screen where students can type notes about the test content.
	Periodic Table	Presents a standard periodic table. Students can select on an individual element to view atomic number, atomic mass, and full element name. (Default view is abbreviations.)

Icon	Tool	Description
	Pointer	Allows students to select items in the test.
	Search	Allows student to enter search terms. Matching words are then highlighted in orange.
	Sketch Pad	Gives student a window area to draw, work with shapes and lines, add text, arrows, and colors.
	Striker	Allows students to place a line through a multiple-choice answer choice that is not desired.
	Tags	Allows students to use various tags within a reading passage. Tags remain in the passage until the student selects clear all. The tags available are: Main idea, Supporting Details, Key Word, Evidence, Reread This, and Help
	Text to Speech (TTS)** Audio – <i>directions</i> **	Students can choose to have a synthetic voice read directions aloud on all assessments.
	Text to Speech (TTS)** Audio – <i>science</i> **	Students can choose to have a synthetic voice read items aloud on the science assessment.
	Whole Screen Magnification	Allows students to magnify the screen.

\* May not be available in mathematics sections measuring numbers and operations

\*\* Requires speakers or headsets.

**ACCOMMODATIONS (AVAILABLE ONLY WHEN SELECTED IN THE PNP)  
FOR STUDENTS WHO HAVE AN IEP, 504, EL PLAN, OR STATEMENT OF STUDENT NEED**

Icon	Tool	Description
	American Sign Language (ASL)	Allows students to view ASL videos of assessment content. Feature available in mathematics and science.
	Auditory Calming**	Provides relaxing, peaceful music that can play while the student takes the test.
	Color Contrast	Sets a text color and a background color. Options are grey text on black background, yellow text on black background, green text on white background, and red text on white background.
	Reverse Contrast	Sets the text color to white and the background color to black.
	Color Overlay	Provides a color background behind content on the screen. Color options are light blue, light yellow, light grey, light red, and light green.
	Key Word Translation Spanish	Allows students to view Spanish translations of certain words. Feature available in mathematics and science.
	Masking: student controlled or presented by default	Allows a student to mask, or cover, parts of the test. After a student selects the masking button, a black box appears. The student can move the masking box by dragging it to different areas of the screen.
	Special form (Braille)	Selected test forms are available in Unified English braille (UEB).
	Switches	Allows students to interact with the assessments using a single or double switch/key instead of a mouse.
	Text to Speech (TTS)** Audio – test items	A synthetic voice will read <b>test items</b> .
	Text to Speech (TTS)*** Audio (nonvisual) – passages and test items	A synthetic voice will read ELA <b>passages and test items</b> . Only very few students with an IEP or 504 plan will receive this accommodation.  Please submit completed TTS Checklist to <a href="mailto:TTSnonvisual@ksde.org">TTSnonvisual@ksde.org</a> for approval by Jan. 31. The checklist can be found on the KSDE Website.
	Whole Screen Magnification	Allows students to magnify screen according to what has been set up in the PNP.

\*\* Requires speakers or headsets.

\*\*\* See Text to Speech below

## PERSONAL NEEDS PROFILE (PNP)

The PNP helps meet the needs of all learners. It defines a learner's needs and preferences for digitally delivered resources or services. Three categories in the PNP can be modified on a student's profile in Educator Portal:

1. "Display Enhancements": how resources are to be presented and structured;
2. "Language & Braille": how content is communicated to the learner; and,
3. "Audio & Environment Support": how content is audibly delivered and the testing environment is adapted to fit a learner's needs.

## TEXT TO SPEECH (TTS) READING PASSAGES FOR NON-VISUAL

Please submit completed TTS Checklist to [TTSnonvisual@ksde.org](mailto:TTSnonvisual@ksde.org) for approval by January 31. The checklist can be found on the KSDE Website. Note: This accommodation is intended for a very limited number of students.

1. This accommodation is ONLY for a student with an IEP or 504 plan.
2. This accommodation is appropriate for a student that uses a screen reader or electronic device to access printed material in ALL subjects.
3. This accommodation should only be used by a student who:
  - a. cannot access printed text due to blindness or low vision and their primary access is text-to-speech or electronic screen reader, or
  - b. that has a specific documented disability that severely limits or prevents his or her ability to decode text, even after varied and repeated attempts to teach the student to do so (i.e., the student is a non-reader, not **simply reading below grade level**).