



# KITE PARENT PORTAL USER GUIDE

2023-2024



Agile Technology Solutions

## WHAT IS PARENT PORTAL?

Welcome to Kite® Parent Portal! Parent Portal lets you access to view your child's reports from current and past assessments taken in Kite Student Portal.

Kite Student Portal is used by students to complete the following assessments:

- Kansas Assessment Program (KAP) Predictive Interim (fall, winter, and spring)
- Kansas Assessment Program (KAP) Summative (spring)
- Dynamic Learning Maps® (DLM®) Alternate Assessment
- Kansas English Language Proficiency Assessment (KELPA)

This user guide contains procedures to help you log in and navigate through the site to access your student's available reports.

## HOW DO I ACCESS PARENT PORTAL?

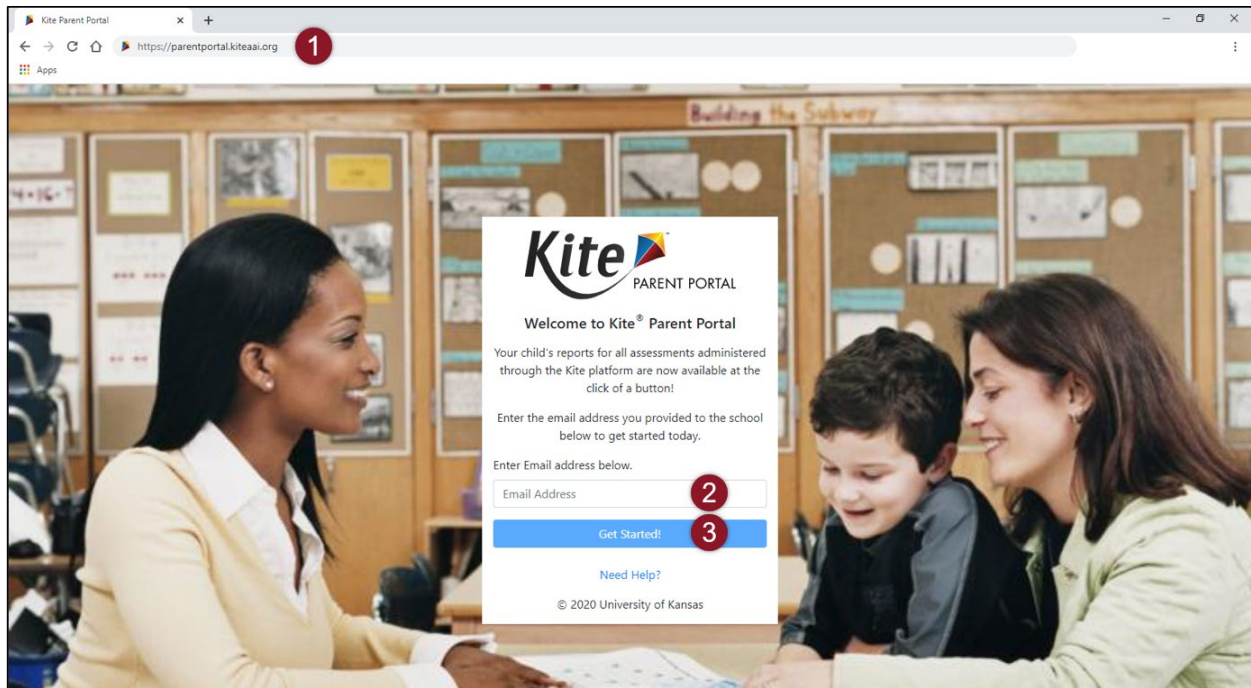
Parent Portal can be accessed from both computers and mobile devices. You will need to use a web browser like Chrome, Firefox, Edge, or Safari on your device. You will also need the ability to view PDF documents. This functionality is built into most browsers, but may require installation of additional software, such as Adobe Acrobat Reader.

## WHICH ASSESSMENT REPORTS ARE AVAILABLE?

Depending on participation, your child may have current and historical assessment reports available in any of the assessment programs and subjects listed in the table below.

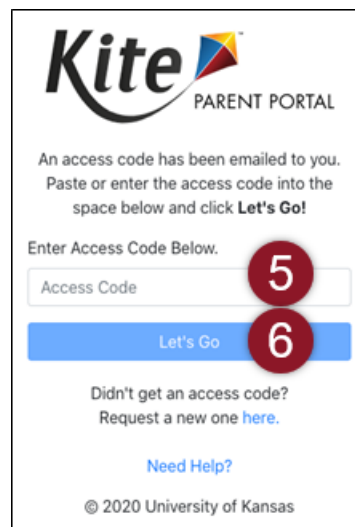
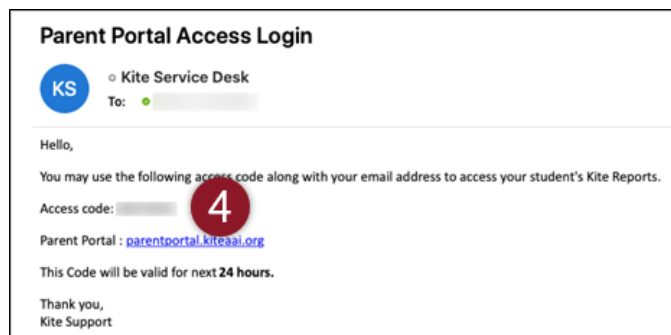
Assessment Program	Subjects/Domains Tested	Grades
KAP Predictive Interim	English Language Arts	3-8, 10
KAP Predictive Interim	Mathematics	3-8
KAP Summative	English Language Arts, Mathematics	3-8, 10
KAP Summative	Science	5, 8, 11
KELPA	Reading, Speaking, Writing, Listening	K-12
DLM alternate assessment	English Language Arts, Mathematics	3-8, 10
DLM alternate assessment	Science	5, 8, 11
Grade 2 Reading Assessment	Reading	2

## HOW DO I LOG IN?



### Steps to log in:

1. Open a **web browser** and visit <https://parentportal.kiteaai.org>
2. Enter your **email address** registered with your child's school district in the Email Address field.
3. Select **Get Started!**
4. A **temporary access code** will be sent from the Kite Service Desk.
5. **Enter the access code** in the area provided on the login screen.
6. Select **Let's Go**.



---

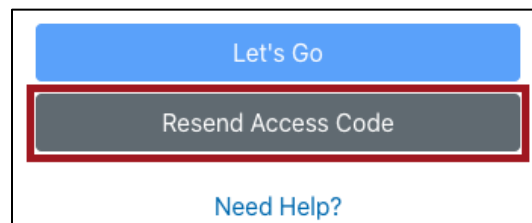
## EMAIL TROUBLESHOOTING

Please use the email address you provided to your child's school district for communication. If you do not remember the email provided or need help logging in to Parent Portal, please contact your child's school district. The Kite Service Desk cannot add or update your email address in Parent Portal.

## ACCESS CODE TROUBLESHOOTING

Access codes used to enter the site are randomly generated and are valid for 24 hours. You can use the same access code multiple times within a 24-hour period to enter Parent Portal. If you wish to log in again after that period, a new access code will be emailed.

If you do not receive an email, check your junk or spam folder. If you did not receive or forgot your access code, select the **Resend Access Code** button.

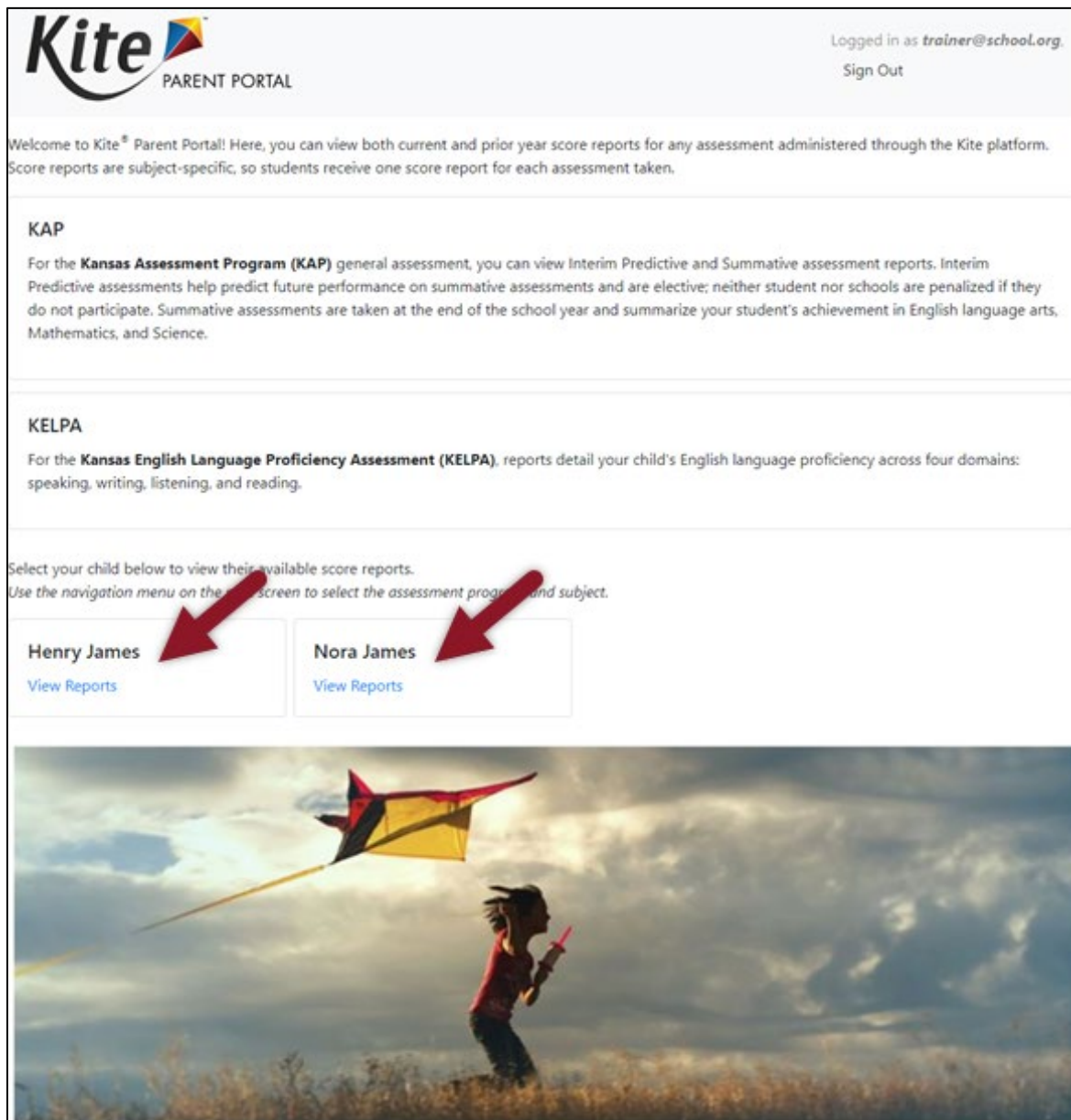


## HOW DO I ACCESS REPORTS?

### SELECT YOUR STUDENT

The homepage provides a brief overview of Kite Parent Portal as well as report details for assessments in which your child has available reports.

To view all available reports, select **View Reports** under the child's name.



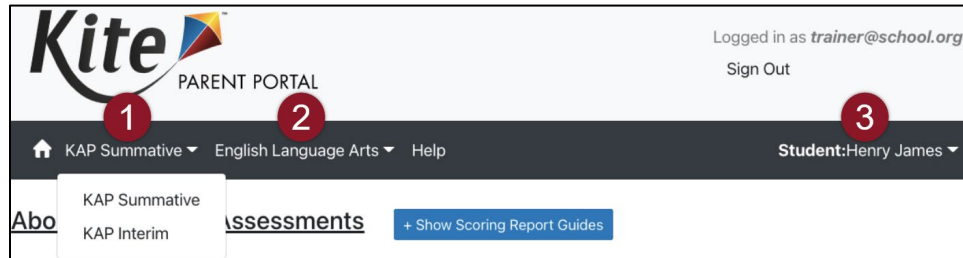
The screenshot displays the Kite Parent Portal interface. At the top left is the Kite logo with the text "PARENT PORTAL". At the top right, it says "Logged in as [trainer@school.org](#)" and "Sign Out". Below the header, a welcome message states: "Welcome to Kite® Parent Portal! Here, you can view both current and prior year score reports for any assessment administered through the Kite platform. Score reports are subject-specific, so students receive one score report for each assessment taken." The page then lists two assessment programs: "KAP" (Kansas Assessment Program) and "KELPA" (Kansas English Language Proficiency Assessment). Below these, a prompt says "Select your child below to view their available score reports. Use the navigation menu on the left screen to select the assessment program and subject." Two student cards are shown: "Henry James" and "Nora James", each with a "View Reports" link. Red arrows point to these links. At the bottom is a large image of a child flying a kite.

**Note:** If your child participated in more than one assessment, you will see report details for each assessment on the homepage.

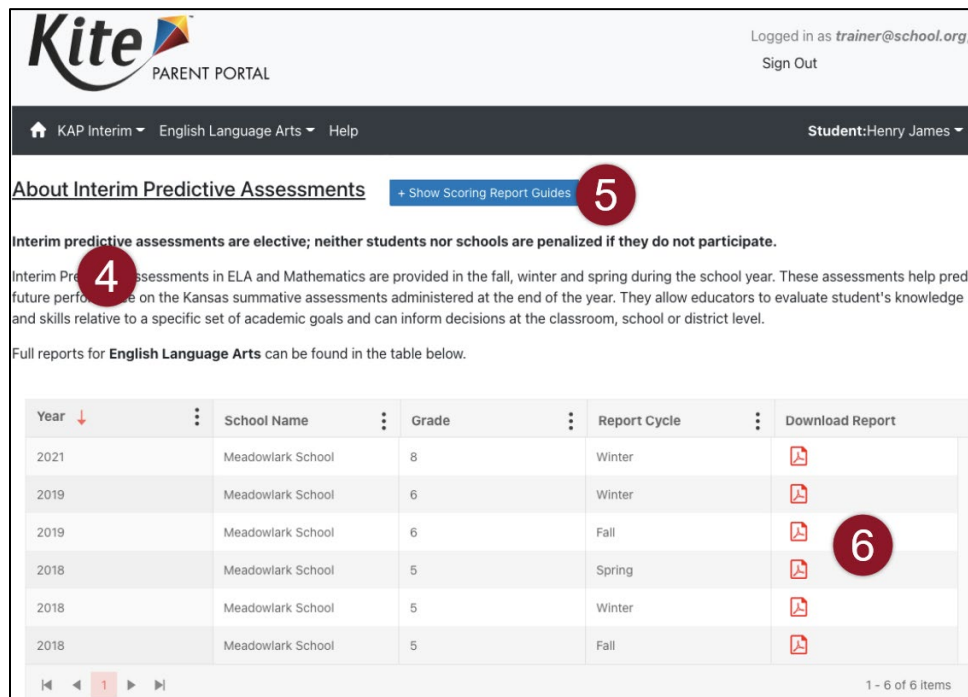
## VIEW AND DOWNLOAD REPORTS

After selecting View Reports on the homepage, use the menu options to navigate through each available assessment and each available student. Only the assessments your child has participated in will display in the navigation menu, so your options may vary from the example below.

1. Choose an **assessment** in the menu.
2. Choose a **subject**.
3. Choose a **student**.



4. Read the **Assessment Description**: A brief description of the assessment program.
5. View and read the **Scoring Report Guides**: Links to score report guides and other helpful information.
6. Choose a report and click on the **PDF icon** to download the report.



**Note:** Select the **Help** tab for assistance and contact information for the Kite Service Desk.

**Note:** The images above are an example of a KAP Predictive Interim – English Language Arts. Text and data displayed varies depending on the assessment program selected.

---

## WALKTHROUGH REPORTS

KAP Summative and DLM score reports for the current year in all subjects include a built-in score report walkthrough. This tool explains key elements of the score report. As sections are explained, a green box may appear around the relevant section. Use the buttons to the left of the score report to control the report walkthrough.



1. **Play button** – select to begin audio playback
2. **Stop button** – select to stop audio playback
3. **Download button** – select to download report
4. **Close button** – select to close window and return to Report page.

---

**Note:** Selecting Stop will return the audio to the start.

---



## MISSION

To prepare Kansas students for lifelong success through rigorous, quality academic instruction, career training and character development according to each student's gifts and talents.

## VISION

Kansas leads the world in the success of each student.

## MOTTO

Kansans Can

## SUCCESS DEFINED

A successful Kansas high school graduate has the

- Academic preparation,
- Cognitive preparation,
- Technical skills,
- Employability skills and
- Civic engagement

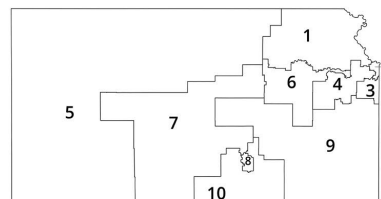
to be successful in postsecondary education, in the attainment of an industry recognized certification or in the workforce, without the need for remediation.

## OUTCOMES

- Social-emotional growth
- Kindergarten readiness
- Individual Plan of Study
- Civic engagement
- Academically prepared for postsecondary
- High school graduation
- Postsecondary success



900 S.W. Jackson Street, Suite 600  
Topeka, Kansas 66612-1212  
(785) 296-3203  
[www.ksde.org/board](http://www.ksde.org/board)



DISTRICT 1



Danny Zeck  
[dzeck@ksde.org](mailto:dzeck@ksde.org)

DISTRICT 2



Melanie Haas  
Chair  
[mhaas@ksde.org](mailto:mhaas@ksde.org)

DISTRICT 3



Michelle Dombrosky  
[mdombrosky@ksde.org](mailto:mdombrosky@ksde.org)

DISTRICT 4



Ann E. Mah  
Legislative Liaison  
[amah@ksde.org](mailto:amah@ksde.org)

DISTRICT 5



Cathy Hopkins  
[chopkins@ksde.org](mailto:chopkins@ksde.org)

DISTRICT 6



Dr. Deena Horst  
Legislative Liaison  
[dhorst@ksde.org](mailto:dhorst@ksde.org)

DISTRICT 7



Dennis Hershberger  
[dhershberger@ksde.org](mailto:dhershberger@ksde.org)

DISTRICT 8



Betty Arnold  
[barnold@ksde.org](mailto:barnold@ksde.org)

DISTRICT 9



Jim Porter  
Vice Chair  
[jporter@ksde.org](mailto:jporter@ksde.org)

DISTRICT 10



Jim McNiece  
[jmcniece@ksde.org](mailto:jmcniece@ksde.org)



900 S.W. Jackson Street, Suite 102  
Topeka, Kansas 66612-1212  
(785) 296-3201  
[www.ksde.org](http://www.ksde.org)

COMMISSIONER OF  
EDUCATION



Dr. Randy Watson

DEPUTY COMMISSIONER  
Division of Fiscal and Administrative Services



Dr. S. Craig Neuenswander

DEPUTY COMMISSIONER  
Division of Learning Services



Dr. Ben Proctor

The Kansas State Board of Education does not discriminate on the basis of race, color, national origin, sex, disability or age in its programs and activities and provides equal access to any group officially affiliated with the Boy Scouts of America and other designated youth groups. The following person has been designated to handle inquiries regarding the nondiscrimination policies: KSDE General Counsel, Office of General Counsel, KSDE, Landon State Office Building, 900 S.W. Jackson, Suite 102, Topeka, KS 66612, (785) 296-3201.

*Kansas leads the world in the success of each student.*

Jan. 13, 2023