























TOOLS AND ACCOMMODATIONS FOR THE KANSAS ASSESSMENT PROGRAM

The Kansas Assessment Program (KAP) has tools available in Kite® Student Portal to help students. Some tools are available to all students while other tools are only available to students who have a need identified in their Individual Education Plans, Section 504 Plans, EL Plan, or statement of student needs. Students can experience using many of these tools in the [Technology and Subject-Oriented Practice Tests](#). For interim and summative assessments, the available tools vary by grade and subject. All tools and accommodations work on all supported devices.












TOOLS AVAILABLE TO ALL STUDENTS AS NEEDED BY SUBJECT		
Icon	Tool	Description
	Calculator – Basic ¹	Perform the basic four functions: addition, subtraction, multiplication and division. (Math Grades 6-8, 10, Science Grades 5, 8, and 11)
	Calculator – Graphing ¹	Plot graphs, solve equations, and display several lines of calculations on the screen (TI-84+ Emulator). (Math Grade 10)
	Calculator – Scientific ¹	Perform calculations including those involving exponents, trigonometric functions, and logarithms (TI-30XS Emulator). (Math Grades 6-8, Science Grades 8 and 11)
	Eraser	Remove highlighting and striker marks from the screen.
	Guide Line	Follows the pointer and lightly highlights the text of a reading passage line by line. On iPads, drag an icon attached to the highlight line through the passage.
	Help	Help text bubble explaining how to answer the question based on the question type.
	Highlighter	Select text on the screen and highlight the selected text with a pink background.
	Library	Access resource sheets for reference when answering questions. (Math Grades 4-8 and 10)
	Mark for Review	Marks a question for later review.
	Mark for Review Question Unanswered	The question is marked for review but unanswered, changes the item number at the top of the screen to red with a flag graphic.
	Mark for Review Question Answered	The question marked for review and answered, changes the item number at the top of the screen to blue with a flag graphic and a blue dot.
	Notes	Displays a yellow rectangle on the screen to type notes about the test content and organize their thoughts.
	Periodic Table	Displays a standard periodic table. Select an element to view atomic number, atomic mass, and name.

Icon	Tool	Description
	Pointer	Select content in the assessment.
	Search	Enter search terms and matching words highlight orange.
	Sketch Pad	Draw in a window area, work with shapes and lines, add text, arrows, and colors.
	Striker	Place a line through a multiple-choice answer choice that is not desired.
	Tags	Use various tags within a reading passage. Tags remain in the passage until selecting clear all. Tags available are: Main idea, Supporting Details, Key Word, Evidence, Reread This, and Help.
	Text to Speech (TTS) ² Audio – <i>directions</i>	Synthetic voice is available to read directions on all assessments.
	Text to Speech (TTS) ² Audio – <i>science</i>	Synthetic voice is available to read items aloud on the science assessment.
	Video Help	If available, displays a video demonstrating how to answer the item.
	Whole Screen Magnification	Magnify (Zoom) the screen 2.0X, 3.0X, 4.0X or 5.0X.

¹ May not be available in mathematics sections measuring numbers and operations.

² Requires speakers or headsets.

**ACCOMMODATIONS (AVAILABLE ONLY WHEN SELECTED IN THE PNP)
FOR STUDENTS WHO HAVE AN IEP, 504, EL PLAN, OR STATEMENT OF STUDENT NEED**

Icon	Tool	Description
	American Sign Language (ASL)	View ASL videos of assessment content in. (mathematics and science)
	Auditory Calming**	Plays calming music while taking an assessment with six channel options.
	Color Contrast	Sets a text color (foreground) and background color with foreground/background options for grey/black, yellow/black, green/white, and red/black.
	Reverse Contrast	Sets the text color to white and the background color to black.
	Color Overlay	Displays a light color background on the screen behind content with options for blue, yellow, grey, red, and green.
	Key Word Translation Spanish	View Spanish translations of certain words. (mathematics and science)
	Masking: student controlled or presented by default	Mask or cover parts of an assessment. A black box displays to move and resize over areas of the screen.
	Switches	Interact with the assessment using a single or double switch/key instead of a mouse.
	Text to Speech (TTS)** Audio – test items	A synthetic voice reads assessment items .
	Text to Speech (TTS)*** Audio (nonvisual) – passages <u>and</u> test items	A synthetic voice reads ELA passages <u>and</u> assessment items . ONLY students with an IEP or 504 plan specifying “non-visual” learner can receive this accommodation. Use the TTS Flow Chart and the TTS Checklist to determine eligibility. Submit the completed TTS Checklist to TTSnonvisual@ksde.org for approval by Jan. 31.
	Whole Screen Magnification	Magnify the screen with default or selectable 2.0X, 3.0X, 4.0X or 5.0X zoom.

² Requires speakers or headsets.

³ See Text to Speech below.

PERSONAL NEEDS PROFILE (PNP)

The PNP helps meet the needs of all learners. It defines a learner's needs and preferences for digitally delivered resources or services. Three categories in the PNP can be modified on a student's profile in Educator Portal:

1. "Display Enhancements": how resources are to be presented and structured;
2. "Language & Braille": how content is communicated to the learner; and,
3. "Audio & Environment Support": how content is audibly delivered and the testing environment is adapted to fit a learner's needs.

TEXT TO SPEECH (TTS) READING PASSAGES FOR NON-VISUAL

Please submit completed [TTS Checklist](#) to TTSnonvisual@ksde.org for approval by January 31. Use the [TTS Flow Chart](#) to determine eligibility. Note: This accommodation is intended for a very limited number of students.

1. This accommodation is ONLY for a student with an IEP or 504 plan.
2. This accommodation is appropriate for a student that uses a screen reader or electronic device to access printed material in ALL subjects.
3. This accommodation should only be used by a student who:
 - a. cannot access printed text due to blindness or low vision and their primary access is text-to-speech or electronic screen reader, or
 - b. that has a specific documented disability that severely limits or prevents his or her ability to decode text, even after varied and repeated attempts to teach the student to do so (i.e., the student is a non-reader, not **simply reading below grade level**).